


Skai Collection SPECIAL

2020



S 25



S 01



S 03



S 04




S 05



S 06




S 13



S 45



S 17



S 18



S 33




S 34



S 07




S 08



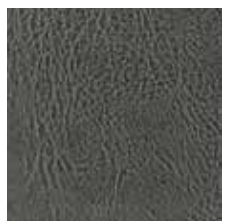
S 09




S 10




S 32




S 31




S 11




S 12




S 29




S 30




S 37




S 38



S 36



S 35




S 98

NEW



S 46

NEW




S 89

NEW



S 93

NEW




S 88

NEW



S 87

NEW



S 92

NEW




S 48

NEW



S 49


NEW



S 91

NEW





S 50

NEW



S 47

NEW



S 90

NEW



Attenzione: i nostri skai non sono anti-macchia.
Pulitura: Pulire semplicemente con acqua tiepida ed un telo in microbra. Non usare solventi, cloruri, abrasivi, detersivi chimici o lucidi a base di cera. Togliere le macchie di inchiostro immediatamente. Non usare prodotti contenenti olio o grasso.

Attention: our skai are not stain-resistant.
Cleaning: Simply clean with lukewarm water and a micro-bra rag. Please do not use any solvents, products containing chlorine, abrasives, chemical detergents or wax-based polishes.
Remove ink stains immediately. Do not use any care agents containing oil or grease.

Attention: nos skai ne sont pas antitaches.
Nettoyage: Nettoyer simplement avec de l'eau tiède et un chiffon en microbre. Ne pas utiliser de solvants, chlorures, abrasifs, détergents chimiques ou produits à cire.
Enlever les taches d'encre immédiatement.
Ne pas employer de produits contenant de l'huile ou de la graisse.

Achtung: Unsere Skai sind nicht schmutzabweisend.
Reinigung: Einfach mit lauwarmem Wasser und einem Mikrofaser Tuch reinigen. Bitte verwenden Sie keine Lösungsmittel, Chloride, Scheuermittel, chemische Reinigungsmittel oder Wachspoliermittel. Tinteecken bitte umgehend entfernen, keine Öl-order fetthaltigen Mittel verwenden.

Atención: nuestros skai no son resistentes a las manchas.
Limpieza: Limpiar simplemente con agua tibia y un trapo en microbra. No utilizar disolventes, cloruros, abrasivos, detergentes químicos o brillos con cera. Quitar pronto las manchas de tinta. No utilizar productos que contengan aceite o grasa.



UNI 9175: 1987



UE Standards
EN 1021-1+2